





Map Legend


Elevators 1 2


- 

Stairs located at the end of each hallway
- 

Epic Training Lab
- 

Restrooms
- 

Information Desk
- 

Chapel
- 

Change & Snack Machines



Elevator Directory

Elevators 1 & 2 1 2

First Floor

- Emergency Services
- Cafeteria
- Main Lobby
- Gift Shop
- Pharmacy
- Lab
- Radiology
- EKG
- Human Resources
- Surgery
- Regional Cancer Center
- Respiratory Therapy
- Patient Registration
- Cath Lab
- Ambulatory Surgery Unit

Second Floor

- Ortho-Surgical
- Sleep Lab
- Patient Rooms 201-250

Third Floor

- Medical-Telemetry
- Patient Rooms 301-350
- ICU

Fourth Floor

- Endoscopy Suite



Singing River Gulfport

15200 Community Rd. | Gulfport, MS
228-8575-7000

SingingRiverHealthSystem.com

Gulfport Hospital Map

Hospital Information

Visiting Hours

8:00am – 8:30pm

All visitors are asked to help maintain a restful and healing environment. Anyone with a cold, sore throat or any communicable condition should not visit the hospital. Children may visit at the nurse’s discretion and must be supervised by an adult at all times. Due to the nature of the illnesses, the patient’s physical or emotional condition, or the patient’s preference, visits may be restricted or extended.

Intensive Care Visiting Hours

9:00am - 10:00am

12:00pm - 1:00pm

5:00pm - 6:00pm

9:00pm - 10:00pm

While visitors are welcome in our Intensive Care Units, special guidelines are in place to assure a restful and healing environment for our critically ill patients. Please keep visitation to two (2) guests at a time. Children under age 12 should not visit the ICU.

Cafeteria Hours

Monday – Friday

7:00am – 10:00am | 11:00am –2:00pm

Saturday & Sunday

7:00am – 9:00am | 11:30am –1:00pm

Vending Services are offered 24/7





Ground Floor

Gulfport Hospital Map



Second Floor



Fourth Floor

Third Floor